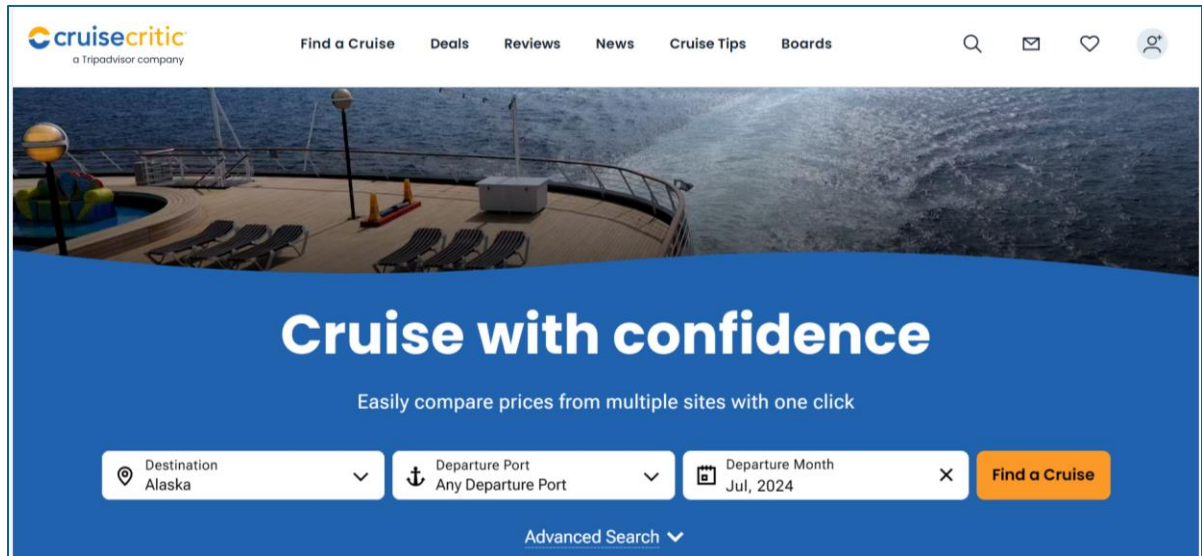
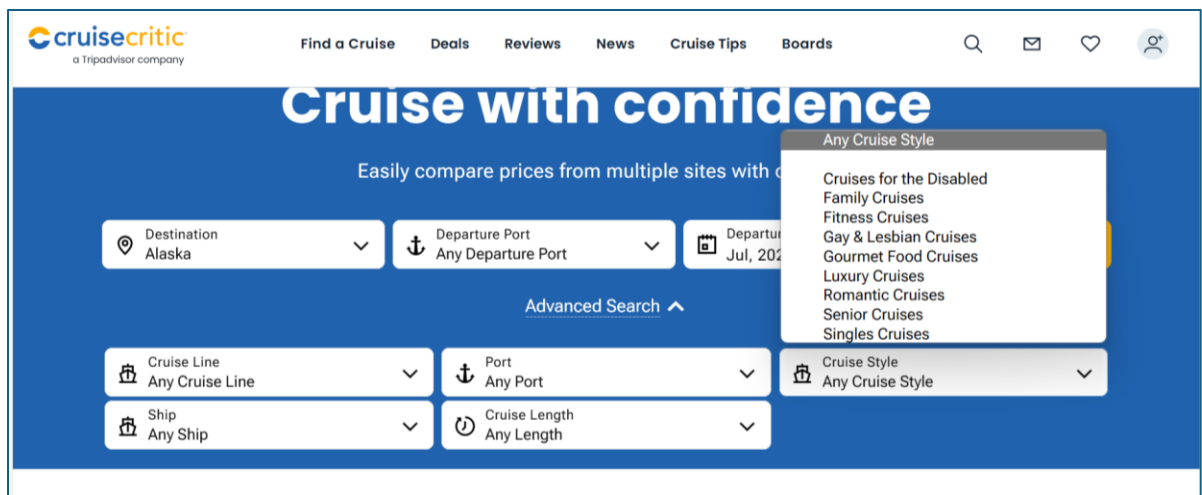


1. You can enter the destination, port (if you know it) and time period you want to cruise.



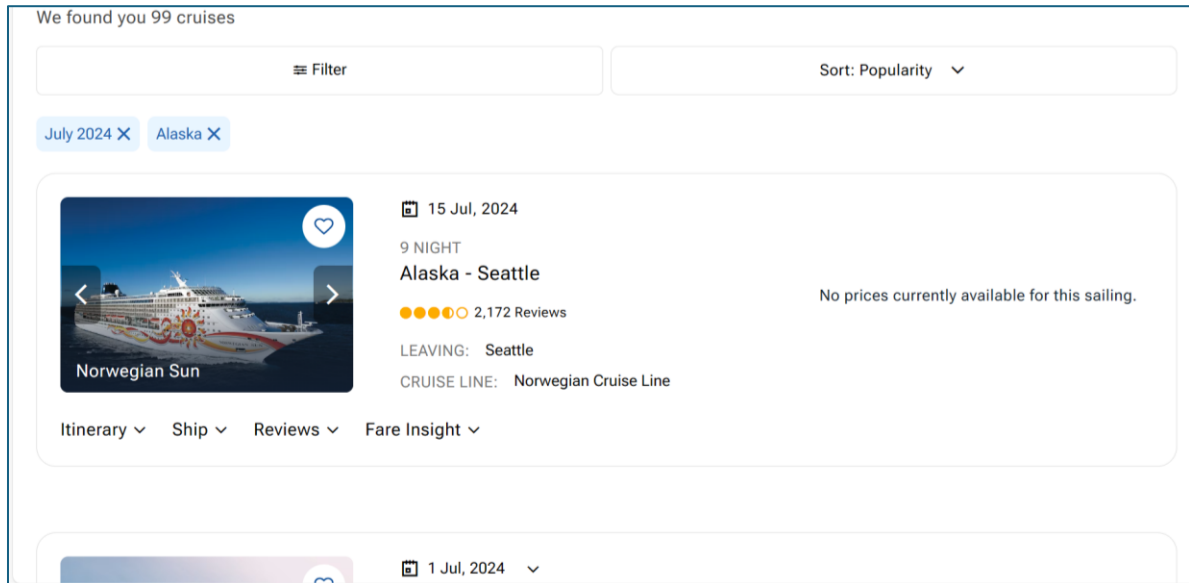
The screenshot shows the Cruise Critic homepage. At the top is a navigation bar with links: Find a Cruise, Deals, Reviews, News, Cruise Tips, and Boards. Below this is a large banner image of a cruise ship deck with the text "Cruise with confidence" and "Easily compare prices from multiple sites with one click". Below the banner are three search filters: Destination (Alaska), Departure Port (Any Departure Port), and Departure Month (Jul, 2024). A "Find a Cruise" button is to the right of these filters. Below the filters is an "Advanced Search" link.

2. From this same page, you can do an "advanced search" to select cruises by cruise line, ship, port, length or style (shown below).



The screenshot shows the Cruise Critic homepage with the advanced search section expanded. The main search filters remain at the top. Below them, the "Advanced Search" section is visible, showing filters for Cruise Line (Any Cruise Line), Ship (Any Ship), Port (Any Port), Cruise Length (Any Length), and Cruise Style (Any Cruise Style). The "Cruise Style" dropdown menu is open, showing a list of options: Cruises for the Disabled, Family Cruises, Fitness Cruises, Gay & Lesbian Cruises, Gourmet Food Cruises, Luxury Cruises, Romantic Cruises, Senior Cruises, and Singles Cruises.

- Once you've entered your criteria, click "Find a Cruise" and you'll be presented with a list of options and have easy access to information about the cruise: length, ports, pricing, reviews, itinerary, etc.



- You can also sort or filter (shown below) your results by more categories.



Happy cruising!